




































































RAIN RFID Technology: Your Way to a Successful Future!

Kathrein Solutions passive UHF RFID Reader Hardware includes stationary reader and antennas with a read range from a few centimetres up to several meters. With those high end devices logistics, industrial automation, healthcare and vehicle identification applications can be covered.

Kathrein Solutions Reader Portfolio								
Type		RRU 1400	ARU 2400	ARU 3500	RRU 4500	ARU 7700	RRU 7700	ARU 8500
Specifications								
Air interface protocol	RAIN RFID / ISO 18000-63 and EPCglobal Gen2v2 compliant							
Integrated antenna			1	1		1		3 (direction detection)
Ports for ext. antennas	4	3	3	3	4	3	4	3
Read zone with ©KRAI ¹⁾	32	25	-	-	32	-	32	-
Transmit power [max. dBm]	+30	+30	+33	+33	+33	+33	+33	+33
Sensitivity [dBm]	typ. -70	typ. -70	typ. -80	typ. -80	typ. -80	typ. -80	typ. -80	typ. -80
Tag per-second	500	500	1.000	1.000	1.000	1.000	1.000	600
Processor speed	ARMv7-A based processor with 600 MHz			ARMv7-A based processor, 2 cores @ 800 MHz				
Flash memory eMMC [Mbyte]	4.000	4.000	8.000	8.000	8.000	8.000	8.000	8.000
RAM DDR2 [Mbyte]	128	128	1.000	1.000	1.000	1.000	1.000	1.000
Ethernet ports	1	1	2	2	2	2	2	2
GPIO - Input/output	2/2	2/2	4/4	4/4	4/4	4/4	4/4	4/4
LED visualisation	4	4	4 + 8	4 + 8	4 + 8	4 + 8	4 + 8	4
Degree of protection	IP40	IP40	IP67	IP67	IP67	IP67	IP67	IP40
Wireless interfaces					WiFi, BLE, 4G			
Key characteristics								
RFID performance								
Network & security								
Connectivity								
Use case								
Manufacturing and Automotive								
Logistics								
Track & Trace								
Intelligent Transportation Systems								
Healthcare								

¹⁾ with the suitable ©KRAI Kathrein antennas, the readers with ©KRAI function allow polarization switching and SSMH cascading